






模式切换	按 键		交互功能	按 键	
零力矩	L2 + Y	★	L 握手	SELECT + A	★
① 阻尼	L2 + B	★	L 高举挥手	SELECT + Y	★
② 锁定站立	L2 + 	★	L 双手打 X	SELECT + X	★
⑤ 躺 -> 站	L2 + X	★	L 胸前挥手	双击 Y	★
④ 落座	L2 + 	▲	L 飞吻	双击 X	★
⑥ 蹲 <-> 站	L2 + A	▲	L 鼓掌	双击 A	★
运控切换	按 键		L 右手平举	双击 B	★
③ 走跑运控	R2 + A	▲	<p>I. ★ 代表短按一次生效，▲ 代表长按 2 秒生效</p> <p>II. 运控状态下长按 5 秒 ①，设备进入阻尼保护状态</p> <p>III. 躺倒开机：开机 - ① - ⑤ - 演示 - ⑥ - 关机</p> <p>IV. 蹲姿开机：开机 - ① - ⑥ - 演示 - ⑥ - 关机</p> <p>V. 座椅开机（推荐）：开机 - ① - ② - ③ - 演示 - ④ - 关机</p> <p>Tips：② - ③过程需要人扶直站立</p>		
L 低速 / 高速	R2 + ( / )	★			
⑦ 常规运控	R1 + X	▲			
L 低速 / 高速	双击 L2 / L1	★			
⑧ 越障运控	R2 + B	▲			
L 踏步 / 站立	双击 	★			

Mode	Button	Interactional	Button
Zero Moment	L2 + Y ★	L Handshake	SELECT + A ★
① Damping	L2 + B ★	L Wave Hand	SELECT + Y ★
② Locked Standing	L2 +  ★	L Reject	SELECT + X ★
⑤ Lie -> Stand	L2 + X ★	L Face Wave	Double Click Y ★
④ Seated Mode	L2 +  ▲	L Right Kiss	Double Click X ★
⑥ Squat <-> Stand	L2 + A ▲	L Clap	Double Click A ★
Motion Control Switching	Button	L Right Raise	Double Click B ★
③ Running Mode	R2 + A ▲	<p>I. ★ a single short press to activate ▲ a long press for 2 seconds to activate II. In motion control mode, long-pressing button ① for 5 seconds enter damping protection mode III. Lie down and turn on: Turn On - ① - ⑤ - Demo - ⑥ - Turn off IV. Squat position turn on: Turn On - ① - ⑥ - Demo - ⑥ - Turn off V. Seat power on (recommended): Turn On-①-②-③-Demo-④-Turn off Tips: ② and ③ require manual assistance to help the robot stand upright</p>	
L Low/High Speed	R2 + ( / ) ★		
Regular Mode	R1 + X ▲		
L Low/High Speed	Double Click L2 / L1 ★		
⑧ Climb Mode	R2 + B ▲		
L Stepping/Standing	Double Click  ★		